

Comparative Assessment of The Pattern of Anti-Hypertensive Drugs Prescribed in Medicine and Cardiology Out-Patient Department OPD

Dhodi Dinesh K.¹, Beldar Amit S.^{2*}

¹Associate Professor, ²Assistant Professor,
Department of Pharmacology, Grant Govt. Medical College, Mumbai, Maharashtra, India.

ABSTRACT

Background: Hypertension is an important public health challenge to the economically developed as well as developing countries. These hypertensive patients are treated by both general medicine department as well as cardiology department. Present study was planned to compare the prescribing patterns of antihypertensive medications in cardiology and general medicine department.

Methods: An observational, cross sectional study was carried out for a period of 6 months after an approval from institutional ethics committee. Adult patients of either sex, diagnosed with hypertension and taking at least one medication were included. Data was collected in a proforma which included demographic details and details of drug prescribed.

Results: There was unequal distribution of patients among medicine OPD 223 patients and Cardiology OPD 434 patients. Calcium Channel Blockers CCBs [55.1%], followed by Angiotensin Converting Enzyme Inhibitors ACEIs [15.3%] were more commonly prescribed in medicine OPD whereas adrenergic beta receptor blockers BB [42.4%] were most commonly prescribed in Cardiology OPD. Combination of CCB and BB [40.96%] was more preferred in medicine OPD whereas ACEIs and BB combination [53.03%] was preferred in Cardiology OPD.

Conclusions: There was variation in the prescription of antihypertensive drugs among medicine OPD and Cardiology OPD. CCBs were most commonly used in medicine OPD whereas BBs are preferred in cardiology OPD. Single drug was more preferred by medicine OPD whereas combination therapy was preferred by cardiology OPD.


Keywords: Hypertension, Antihypertensive Drugs, Drug Utilization Study, Prescription Audit.

*Correspondence to:

Dr. Amit Beldar,
Assistant Professor,
Department of Pharmacology,
Grant Govt. Medical College,
Mumbai, Maharashtra, India.

Article History:

Received: 14-08-2020, Revised: 09-09-2020, Accepted: 25-09-2020

Access this article online	
Website: www.ijmrp.com	Quick Response code 
DOI: 10.21276/ijmrp.2020.6.5.009	

INTRODUCTION

Hypertension or High blood pressure is one of the strongest modifiable risk factors for cardiovascular and renal diseases and is a condition that afflicts almost 1 billion people worldwide.¹ It is usually asymptomatic until the damaging effects of hypertension such as stroke, myocardial infarction, renal dysfunction, visual problems etc. are observed.¹ It is labeled as 'Silent Killer' because in considerable proportion of cases the disease tends to be asymptomatic for prolonged time.² It is also considered as an 'Iceberg' disease because unknown morbidity far exceeds the known morbidity.³ It ranks fourth in the world by its prevalence.⁴ Hypertension is an important public health challenge in both economically developing and developed countries. WHO health statistics 2012 revealed that, the prevalence of hypertension in India was 23.1% in men and 22.6% in women in equal or more than 25 years age.⁵

According to a recent review on "Global Burden of hypertension", the estimated prevalence of hypertension in aged 20 years and older in India is expected to increase by approximately 60% by 2025.⁶

It is well documented that, in addition to lifestyle modifications, convenient antihypertensive drug therapy substantially reduces the risk of hypertension-related morbidity and mortality.⁶ The treatment of hypertension is constantly evolving in response to new evidence published every now and then and a plethora of new drugs are being added at a rapid pace.

Various international committees have published guidelines on the treatment of hypertension. The JNC 7 Joint National Committee on prevention, detection, evaluation and treatment of high blood pressure recommends the use thiazides type diuretics as the first choice when used alone or in combination with drugs from other

classes of anti-hypertensive in uncomplicated essential hypertension.⁷ For > 20/10 mm Hg above goal BP, combination of two agents is recommended with one of them is usually being thiazides diuretic.⁷ But in recent JNC 8 guidelines it do not consider diuretics as the first choice, rather, considers first-line and later-line treatments to be limited to 4 classes of medications: thiazides-type diuretics, calcium channel blockers CCBs, Angiotensin Converting Enzyme inhibitors ACEI and Angiotensin Receptor Blockers ARBs. followed by second- and third-line alternatives included higher doses or combinations of ACE inhibitors, ARBs, thiazides-type diuretics and CCBs.⁸ The National Institute for Health and Clinical Excellence NICE guideline⁹ recommend angiotensin-converting enzyme ACE inhibitor or angiotensin-II receptor blocker ARB as first choice antihypertensive drug under 55 years, whereas calcium channel blockers CCBs are preferred first choice over 55 years. A combination therapy has recently been recommended as first-line intervention, particularly in patients with severe hypertension.^{7,8} but despite the undisputed importance to treat hypertension aggressively, control rates are still unsatisfactory. At present, hypertensive patients are treated in medicine as well as the cardiology department. There is no clear guideline which says about the treatment of hypertensive patient should be done in a particular department. The pattern of prescription may vary between the two departments which may affect the compliance of patients and rationality of prescription. Therefore, the present study was planned with the objective to compare the prescribing pattern of antihypertensive drugs in patient attending medicine

and cardiology OPD and to analyze the factors affecting the difference in prescribing pattern of antihypertensive in the above mentioned OPD, if any.

METHODS

The present study was an observational, cross sectional study conducted in the department of pharmacology in collaboration with the medicine and the cardiology department of Grant Govt. Medical College and Sir JJ Group of Hospitals for a period of 6 months from January 2014 to June 2014. The study commenced after approval of Institutional Ethics Committee IEC and the concerned department. Confidentiality with respect to identity of participating patients and the data obtained was maintained at all levels. The personal right to withdraw from the study at any moment was ensured.

Patients of either sex or age diagnosed with hypertension by the consulting physicians of our tertiary care hospital after recording blood pressure for frequent time and at frequent intervals, taking at least one anti-hypertensive drug and willing to participate by giving written consent were included in the study while pregnant females, mentally compromised, unconscious patients and patients unable to respond to verbal questions were excluded from the study. Data was collected in a pre-designed proforma which included patient's demographic details and details of the drugs prescribed. Data was compiled in Microsoft Office Excel 2010 Version and a descriptive statistical analysis was carried out. Observations were presented as simple percentages of different variables.

Table 1: Single drug per prescription in medicine and cardiology OPD

Drugs	Medicine OPD		Drugs	Cardiology OPD	
	No of drugs	Total %		No of drugs	Total
CCBs			CCBs		
Amlodipine	52	54 55.10	Amlodipine	18	1928.78
Diltiazem	2		Diltiazem	1	
BB			BB		
Metoprolol	4	19 19.38	Metoprolol	19	28 42.42
Atenolol	15		Atenolol	9	
α + β Blocker-			α + β Blocker-		
Carvedilol	2	22.04	Carvedilol	1	1 1.51
ACEIs			ACEIs		
Enalapril	4	15 15.30	Enalapril	3	69.09
Ramipril	9		Ramipril	1	
Captopril	2		Captopril	2	
ARBs			ARBs		
Telmisartan	3	66.12	Telmisartan	2	913.63
Losartan	3		Losartan	7	
Diuretics			Diuretics		
Frusamide	2	22.04	Frusamide	2	23.03
α-Blocker-			α-Blocker-		
Prazosin	0	00	Prazosin	1	11.51
TOTAL	98	98100	TOTAL	66	66 100

Table 2: Two drug per prescription in medicine and cardiology OPD

Medicine OPD		Cardiology OPD	
Drugs	Total %	Drugs	Total %
CCBs, BB	34 40.96	CCBs, BB	189.09
CCBs, ACEIs	910.84	CCBs, ACEIs	31.51
CCBs, ARBs	80.96	CCBs, ARBs	2412.12
CCBs, Diuretic	1315.66	CCBs, Diuretic	10.50
BB, Diuretic	22.40	BB, Diuretic	31.51
ACEIs, Diuretic	56.02	ACEIs, Diuretic	42.02
ACEIs, BB	78.43	ACEIs, BB	10553.03
ARBs, Diuretic	44.81	ARBs, Diuretic	168.08
CCBs, α - Blocker	11.20	ACEIs, α + β Blocker	10.50
TOTAL	83100	ARBs, BB	2110.60
		D + D	21.01
		TOTAL	198 100

Table 3: Three drugs per prescription in medicine and cardiology OPD

Medicine OPD		Cardiology OPD	
Antihypertensive Drugs	Total %	Antihypertensive Drugs	Total %
CCBs, ARBs+ Diuretic	1134.37	CCBs, ARBs+ Diuretic	43.03
CCBs, ARBs, BB	825	CCBs + BB, ARBs	2720.45
CCBs + ARBs, Diuretic	39.37	CCBs + ARBs+ Diuretic	21.51
α + β Blocker, Diuretic, ACEIs	39.37	α + β Blocker, Diuretic, ACEIs	1410.60
CCBs, Diuretic, α -Blocker	26.25	CCBs, Diuretic, α -Blocker	21.51
ARBs + Diuretic, BB	26.25	ARBs, Diuretic, BB	11 8.33
BB, ACEIs, ARBs	13.12	BB, ACEIs, ARBs	64.54
α + β Blocker, Diuretic, ARBs	13.12	α + β Blocker, Diuretic, ARBs	21.51
α + β Blocker, ARBs + Diuretic	13.12	α + β Blocker, ARBs + Diuretic	10.75
α + β Blocker, Diuretic, K ⁺ channel openers	0	α + β Blocker, Diuretic, K ⁺ channel openers	32.27
BB, Diuretic, K ⁺ channel openers	0	BB, Diuretic, K ⁺ channel openers	21.51
ARBs, Diuretic + Diuretic	0	ARBs, Diuretic + Diuretic	10.75
CCBs, Diuretic + Diuretic	0	CCBs, Diuretic + Diuretic	10.75
α + β Blocker, Diuretic, Diuretic	0	α + β Blocker, Diuretic, Diuretic	43.03
CCBs, ACEIs, BB	0	CCBs, ACEIs, BB	1712.87
CCBs, ACEIs, Diuretic	0	CCBs, ACEIs, Diuretic	43.03
CCBs + BB, ACEIs	0	CCBs + BB, ACEIs	53.78
Diuretic, ACEIs, BB	0	Diuretic, ACEIs, BB	6246.96
BB + ACEIs, K ⁺ channel openers	0	BB + ACEIs, K ⁺ channel openers	32.27
BB, BB, ACEIs	0	BB, BB, ACEIs	10.75
CCBs, ACEIs, ACEIs	0	CCBs, ACEIs, ACEIs	10.75
TOTAL	32	TOTAL	129

Table 4: Four drugs per prescription in medicine and cardiology OPD

Medicine OPD		Cardiology OPD	
Antihypertensive Drugs	Total %	Antihypertensive Drugs	Total %
CCBs, α + β Blocker, Diuretic, α -Blocker	3 30	CCBs + ARBs, Diuretic, α Blocker	512.19
CCBs, BB, ARBs + Diuretic	220	CCBs, BB, ARBs, Diuretic	1434.14
CCBs, BB, Diuretic, BB	440	CCBs + BB, ARBs + BB	24.87
CCBs, ARBs, Diuretic + Diuretic	110	CCBs, BB, Diuretic, Diuretic	614.63
		BB, D, ARBs + Diuretic	37.31
		CCBs + ARBs, BB + ACEIs	12.43
		CCBs + ARBs, BB, K ⁺ channel openers	24.87
		CCBs + ARBs, Diuretic, Central Sympatholytic	12.43
		CCBs + ARBs, Diuretics, CCBs	24.87
		α + β Blocker, D, ACEIs, K ⁺ channel openers	12.43
		ACEIs, BB, ARBs + Diuretic	24.87
TOTAL	10	TOTAL	39

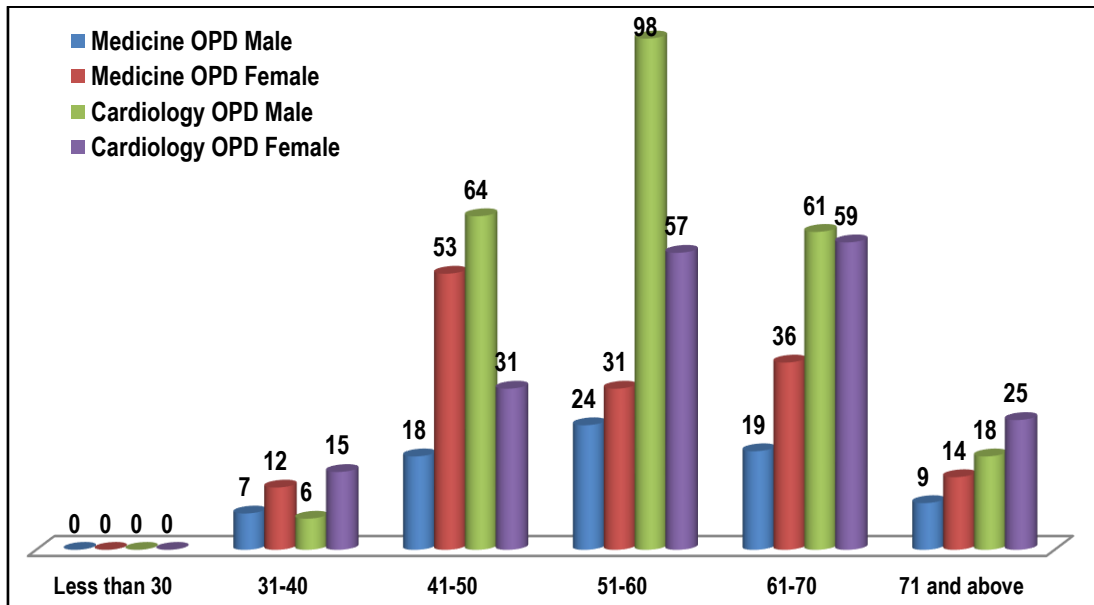


Figure 1: Age and Sex Distribution of patients n = 657.

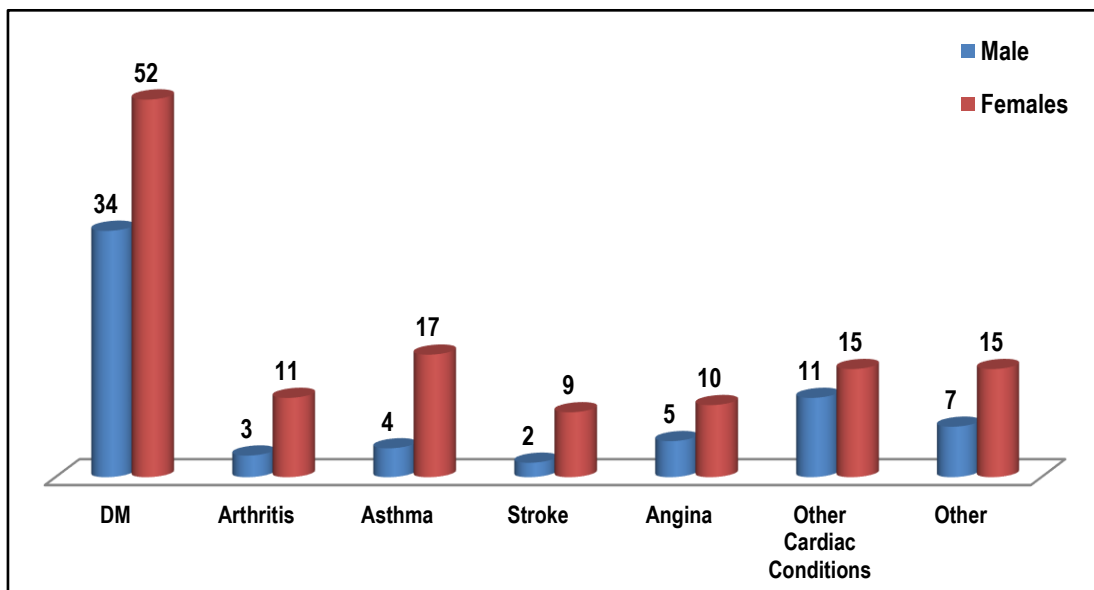


Figure 2: Co-morbid conditions in Medicine OPD

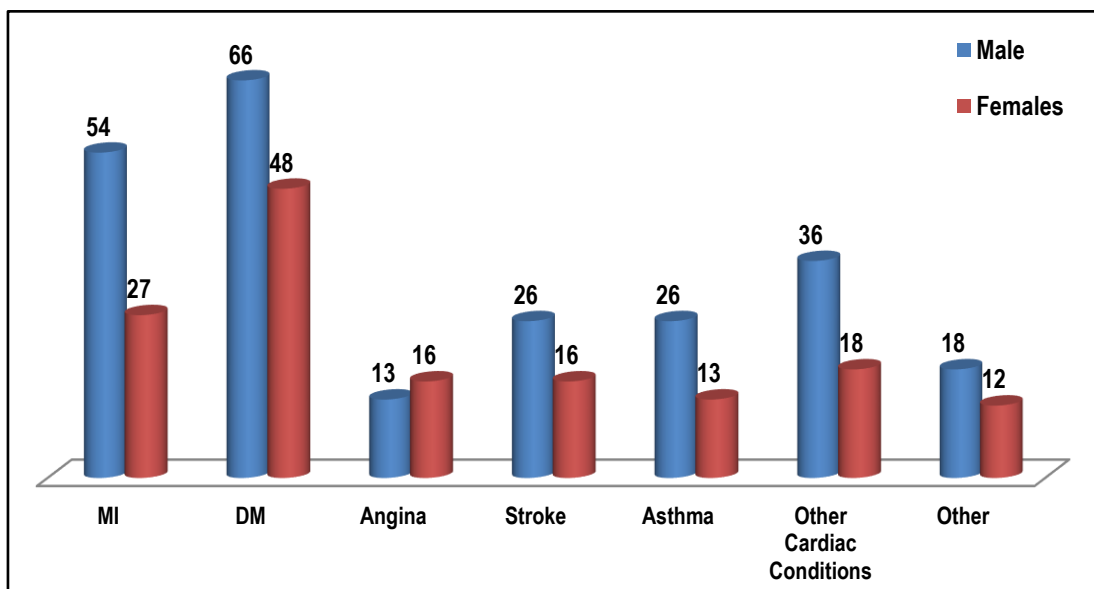


Figure 3: Co-morbid conditions in Cardiology OPD

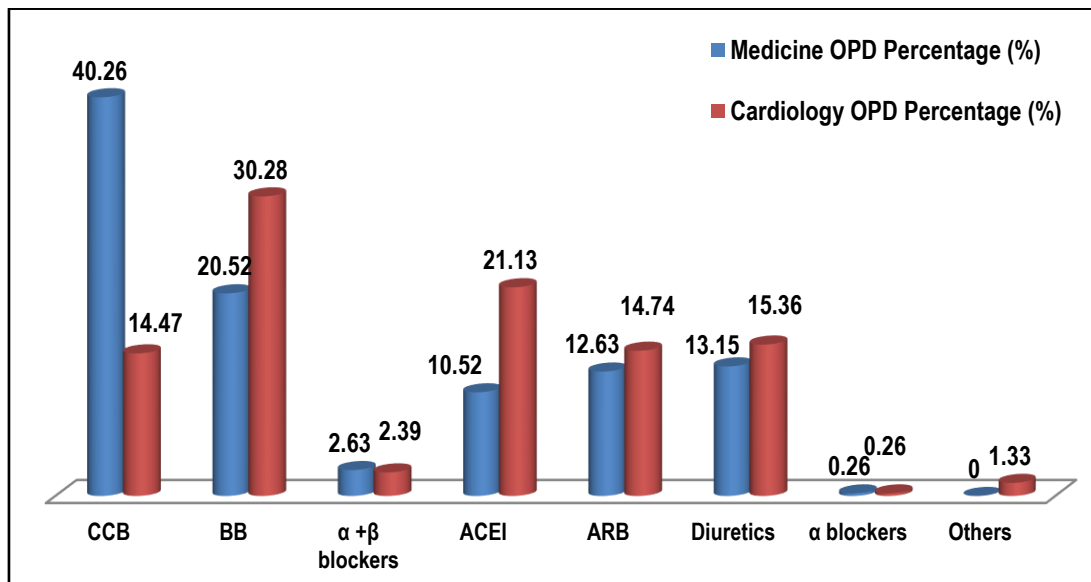


Figure 4: Drugs Prescribed in Medicine and Cardiology OPD

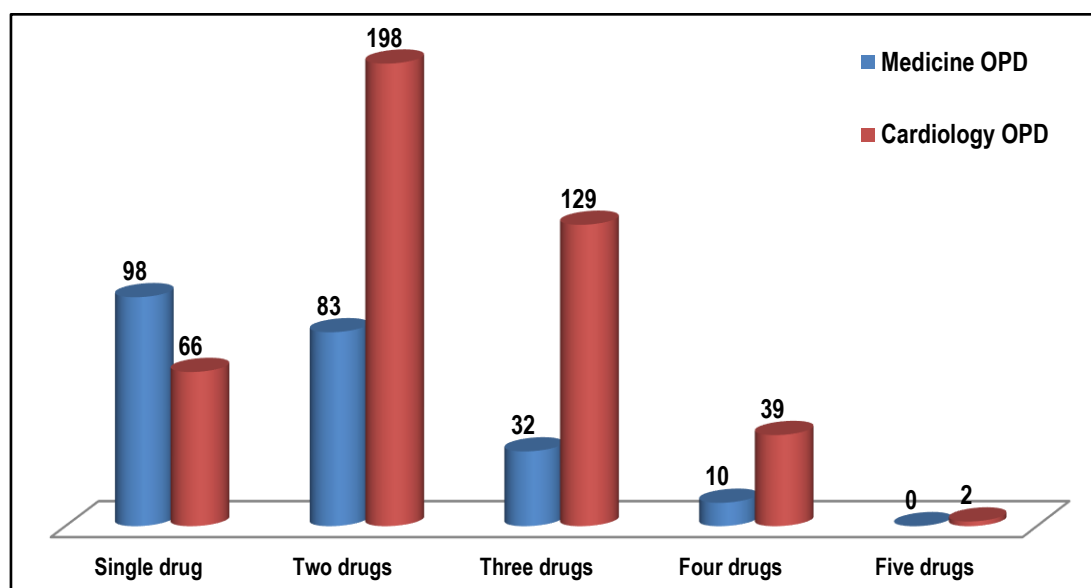


Figure 5: Anti-hypertensive drugs per prescription

RESULTS

The present study which was conducted for a period of 6 months in the medicine and cardiology OPD showed unequal distribution of the patients in the medicine and cardiology OPD, with 223 patients attended medicine OPD while 434 patients attended cardiology OPD. Demographic characteristic of the patients showed females were more compared to males in medicine OPD whereas male was more in the cardiology OPD. Age wise distribution Figure 1 showed majority of the patients belong to 41-50 years in medicine OPD whereas 51-60 year old patients were in majority in cardiology OPD.

As in Figure - 1, amongst the patients attending medicine OPD, majority of the patients 61.88% were stage 1 hypertensive >140/90mmHg according to JNC VII classification⁷ whereas majority 69.38% of those attending cardiology OPD were stage II hypertensive >160/100.

As shown in Figure 2, and Figure 3, diabetes mellitus was the most common co-morbid condition associated with hypertension in both the OPDs. Also, in medicine OPD, asthma was next most

common co-morbid condition Figure 2. In cardiac OPD, myocardial infarction was second most common co-morbid condition Figure 3. Analysis of the anti-hypertensive drugs prescribed showed, calcium channel blockers CCB were the most commonly prescribed drug in medicine OPD followed by angiotensin converting enzyme inhibitors ACEI whereas beta blockers BB were most commonly prescribed in cardiology OPD followed by ACEI, Figure 4. Single drug prescription was the most preferred in medicine OPD followed by combination of two drugs whereas combination of two drugs was preferred in cardiology OPD followed by combination of three drugs, Figure 5. Anti-hypertensive drugs in the form of fixed drug combinations FDC were prescribed more in cardiology OPD 18.93% in comparison to medicine OPD 7.72%. As shown in Table -1, amongst the single drug prescription CCBs were most commonly prescribed in medicine OPD followed by BB whereas BBs were the most commonly prescribed in cardiology OPD followed by CCBs.

As shown in Table - 2, combination of CCB and BB were more preferred in medicine OPD followed by combination of CCBs and Diuretics D whereas combination of ACEIs and BB were preferred in cardiology OPD followed by combination of CCBs and Angiotensin receptor blockers ARBs.

As shown in Table - 3, when three anti-hypertensive drugs were prescribed, combination of CCB, ARB and D were most common in medicine OPD whereas combination of D, ACEIs and BBs were preferred in cardiology OPD.

As shown Table - 4, combination of 2 BB, CCB and D was preferred in medicine OPD when 4 drugs were needed for prescription, whereas combination of CCBs, BB, ARBs and D was preferred in cardiology OPD.

Combination of 5 drugs was never prescribed in medicine OPD whereas it was prescribed to 2 patients in cardiology OPD, ACEIs, ACEIs, D, CCBs and BB. FDCs of ARBs and Diuretics were most commonly prescribed in medicine OPD followed by CCB and BB whereas FDC of ARB and CCB was most commonly prescribed in cardiology OPD followed by that of BB and ACEIs. Majority of the drugs were prescribed by their brand names in both the OPDs.

DISCUSSION

Hypertension is one of the leading causes of mortality and morbidity around the world. The prevalence of this disorder is expected to increase to 1.15 billion by 2025 in developing countries alone including India. Irrespective of the fact that many medicines are present at present to prevent the mortality and morbidity associated with hypertension the incidence is still on rise. Hypertensive patients can be treated in medicine and cardiology OPD. So, the prescription pattern may vary between the departments.

So, the present study was planned for 6 months to compare the prescription pattern of the two departments. Our study showed unequal distribution of the patients among the two departments with majority of the patients 43466.05% opting for cardiology department and the remaining 22333.94% for medicine OPD. Overall result showed males 333 50.68% and females 324 49.31% were in almost equal proportion, but females were in majority in the medicine OPD while males were in majority in cardiology OPD. The results of our study were in accordance with the study conducted by Jhaj and Goel¹⁰ where male and females were in almost equal proportion, but majority of the studies conducted in India^{11,12} and abroad, Hong Kong¹³, Germany.¹⁴ On the contrary males were in majority in a study conducted by Malhotra in North India.¹⁵ Age wise distribution of the patients showed patients belongs to 51-60 years of age presented more with complaints of hypertension, but, majority of the patients belongs to 41-50 years in the medicine OPD and to 51-60 years in cardiology OPD. The above result did prove that as the age increases the risk of hypertension also increase especially after 40 years. Results of our study were comparable to studies done in past^{16,17} where the maximum prevalence of hypertension was in the age group of 51-60years. But a study conducted by Khurshid F¹¹, reported the prevalence to be more among 31-40 years. The above results prove that apart from advancing age, a multi factorial inheritance of the disorder.

Diabetes mellitus was the most common co-morbid condition associated with hypertension in both medicine and cardiology OPD. Similar pattern of co-morbidity was seen in the study

conducted by Sharminder Kaur¹⁸ and Mirza Beg.¹⁹ The other co-morbidity present in our study was angina, asthma, arthritis, stroke, myocardial infarction. The presence of co-morbidity decides mainly the pattern of drugs prescribes to patients, as, some drugs are contraindicated in particular condition and some drugs are favoured in other. The average number of antihypertensive drugs prescribed in medicine OPD was 1.79 ±0.85 with maximum single drug prescribed to 43.94% patients and the average antihypertensive drug prescribed in cardiology OPD was 2.33±0.85 with maximum 2 drugs per prescription prescribed to 45.62% patients. The above results can be compared to study conducted by Khurshid¹¹ and Malhotra¹⁵ where the average anti-hypertensive drugs were 1.8 and 1.9 respectively.

A combination of two or more drugs was prescribed to 56.05% patients in medicine OPD whereas it was prescribed to 84.79% patients in cardiology OPD. The above results can be compared to several other studies^{20,21} which demonstrated that combination therapy was needed in atleast 70 % of patients to attain optimal blood pressure control. But many other studies have demonstrated the preference of single drug therapy by the physician.^{12,22,23} Overall assessment of the anti-hypertensive drugs prescribed showed, CCBs 40.26% were the most common drug prescribed in the medicine OPD followed by BBs 20.52%, whereas BBs 30.28% were the most preferred drug in cardiology OPD followed by ACEIs 21.13%. The pattern of anti-hypertensive drugs prescribed differs from study to study, may be because of the different demographic characteristic and the associated co morbid condition. ARBs and ACEIs were the most commonly prescribed drugs in the study conducted by Mirza Beg¹⁹, Elliot WJ.²⁵ A common observation in all the above-mentioned studies, including ours, was the underutilization of diuretics, in spite of the JNC 7 report recommendation that in the absence of any specific indications, a diuretic should be selected as the initial therapy for hypertension.⁷

Amongst the single drug prescription, Amlodipine, a calcium channel blocker, 5253.06% was the most commonly prescribed single drug in medicine OPD followed by Atenolol, a beta blocker, 1515.30%. Whereas, Metoprolol, a beta blocker, 1928.78%, was preferred as a single drug in cardiology OPD followed by Amlodipine, 1827.27%. This result can be compared to study done in India²⁶ where CCBs was the most commonly used drug as single drug therapy followed by ACEIs, ARBs, Diuretics and β blockers. Other Indian studies showed ARBs to be the first-choice monotherapy.^{26,27} Nigerian study showed diuretics were prescribed more commonly.²⁸

In the combination drug therapy, dual drug therapy was most preferred. Combination of CCBs and BBs were most commonly prescribed in medicine OPD, whereas combination of ACEI and BBs was preferred in cardiology OPD. Similar to our study, CCBs and BBs was most common combination used in a study conducted in other part of India^{11,12,19}, whereas, combination of ACEI with BBs was most commonly prescribed in a study conducted by Solanki²⁹, ARB with Diuretic was the most frequently prescribed in a study conducted by Pai³⁰, Sivakumar²⁶ and Pavani.²⁷ Etuk²⁸ reported combination of ACEI and diuretic to be the most common two drug combination used. CCB with Diuretics 2430% were most commonly prescribed in a study conducted by Konwar.²⁵

When combination of three drugs were analysed, combination of CCB, ARB and diuretics was most commonly prescribed in medicine OPD whereas that of ACEI, BB and Diuretics were preferred in cardiology OPD.

Various other study has reported the use of various other combination agent in the treatment of hypertension such as, combination of ARB, BB and Diuretics were preferred in a study conducted by Pavani²⁷; ARB, CCB and Diuretics was most commonly prescribed in a study conducted by Sivakumar²⁶; α -Methyl dopa, ACEI and Diuretics was preferred in Nigerian study²⁸; ACEI, BB and Diuretics were preferred in study conducted by Konwar²⁵; ACEI, CCB and Diuretics was most commonly prescribed in study by Solanki²⁹ Whereas, ACEI, BB and CCB was most commonly prescribed in study conducted by Khurshid.¹¹

Thus, all the four major drugs are used in combination in various studies and it was also seen that diuretic was involved in almost all combination. Combination of CCBs, α + β Blocker, D and α -Blocker was preferred as four drug combination therapy in medicine OPD, whereas combination of CCBs, BB, ARBs and D was preferred in cardiology OPD.

Fixed drug combination FDC of ARB and diuretic was preferred in medicine OPD while that of ARB and CCB was preferred in cardiology OPD followed by that of BB and ACEI. FDCs were prescribed more by cardiologist in comparison to the physicians. Majority of the drugs were prescribed according to their brand name in both medicine and cardiology OPD. Thus, there is a wide variation in the prescription of anti-hypertensive drugs among various physicians and it was also seen that variation does exist between the medicine and cardiology OPD. This difference might be due to physician's choice with relation to the characteristics of patients, their concurrent illness, as well as the availability of medicines in the hospital. There are very limited data available where, comparison of prescription of a particular disorder in two department of a tertiary care hospital is available. Such studies will definitely help policy makers in generating policies for the disorder.

CONCLUSION

The study concludes that there is a wide variation in the prescription of the anti-hypertensive drugs among medicine and cardiology OPD. CCBs were most commonly used in medicine OPD whereas beta blockers were preferred in cardiology OPD. Monotherapy was preferred in medicine OPD, whereas combination therapy was preferred by cardiologist. Double and triple drug combination therapies were used more in comparison to monotherapy.

REFERENCES

1. Richard E. Klabunde PhD, Textbook of Cardiovascular Physiology Concepts, 2nd edition, Published by Lippincott Williams & Wilkins, 2011.
2. Kulkarni A.T. Hypertension – A Silent Killer. Indian Medical Gazette. 1998 March:73-76.
3. Park K. Textbook of Preventive and Social Medicine. 16th edition, M. S. Banarsidas Bhanot Publishers, Jabalpur. 2000: 277-80, 297.
4. The World Health Report 1998 – WHO, Geneva, 1998.
5. WHO health statistics 2012, cited 2013 Dec 28 available from www.who.int/gho/publications/world_health_statistics/2012/en/

6. Kearney P et al. Global burden of hypertension: analysis of worldwide data *The Lancet* 365(9455): 217-23.
7. Chobanian AV, Bakris GL, Black HR, Cushman WC, Green LA, Izzo JL et al. The seventh report of the Joint National Committee on prevention, detection, evaluation, and treatment of high blood pressure. The JNC 7 report. *JAMA* 2003;289: 2560-72.
8. Ames PA, Oparil S, Carter BL et al. 2014 Evidence-Based Guideline for the Management of High Blood Pressure in Adults: Report From the Panel Members Appointed to the Eighth Joint National Committee JNC 8. *JAMA*. 2014; 3115:p.507-20.
9. National Institute for Health and Care Excellence 2011, Hypertension: clinical management of primary hypertension in adults. CG127. London: National Institute for Health and Care Excellence.
10. Jhaj R, Goel NK, Gautam CS, Hota D, Sangeeta B, Sood A, et al. Prescribing patterns and cost of antihypertensive drugs in an internal medicine clinic. *Indian Heart J*. 2001; 53:323-7.
11. Khurshid F, Aqil M, Alam MS, Kapur P and Pilla KK: Antihypertensive Medication Prescribing Patterns in a University Teaching Hospital In South Delhi. *Int J Pharm Sci Res*, 2012; 37: 2057-63.
12. Tiwari H, Kumar A, Kulkarni SK. Prescription monitoring of anti-hypertensive drug utilisation at the Panjab University Health Centre in India. *Singapore Med J*. 2004; 45:117-20.
13. Lee PK, Li RK, Chan JC, Chang S, Lee SC, Tomlinson B, et al. A prescription survey in a hospital hypertension outpatient clinic. *Br J Clin Pharmacol*. 1997; 44:577-82.
14. Pittrow D, Kirch W, Bramlage P, Lehnert H, Hofler M, Unger T, et al. Patterns of antihypertensive drug utilization in primary care. *Eur J Clin Pharmacol*. 2004;60:135-42.
15. Malhotra S, Karan RS, Pandhi P, Jain S. Pattern of use and pharmaco-economic impact of antihypertensive drugs in a north Indian referral hospital. *Eur J Clin Pharmacol*. 2001; 57:535-40.
16. Shobha JC, Kumar TR, Raju BS, Kamath S, Rao M, Harwal, et al. Evaluation of efficacy and safety of Losartan potassium in the treatment of mild to moderate hypertension as compared to Enalapril maleate. *J Assoc Physicians Ind* 2000; 48:497-500.
17. Fogari R, Zoppi A. Comparative effects of Lisinopril and Losartan on insulin sensitivity in the treatment of non diabetic hypertensive patients. *Br J Clin Pharmacol* 1998;46:467-71.
18. Sharminder Kaur et al. Prescribing Pattern of Antihypertensive Drugs In A Tertiary Care Hospital Of Northern India. *IJPBS* 2013 Apr-June; 3(2): 304-9.
19. Beg MA, Dutta S, Varma A, Kant R, Bawa S, Anjoom M, et al. Study on drug prescribing pattern in hypertensive patients in a tertiary care teaching hospital at Dehradun, Uttarakhand. *Int J Med Sci Public Health* 2014;3:922-6.
20. Chalmers J. The ABCD of anti-hypertensive therapy. *J Hypertens*. 2002; 20:615-6.
21. Yusuff KB, Balogun O. Physicians' prescribing of anti-hypertensive combinations in a tertiary care setting in southwestern Nigeria. *J Pharm Pharm Sci*. 2005; 8:235-42.
22. Mori H, Ukai H, Yamamoto H, Saitou S, Hirao K, Yamauchi M, et al. Current status of antihypertensive prescription and associated blood pressure control in Japan. *Hypertens Res*. 2006; 29:143-51.
23. Mohammad Arief et al. Evaluation of Prescribing Pattern Of Antihypertensive Drugs In A Tertiary Care Hospital. *Acta Chim. Pharm. Indica*. 2013; 32:172-81.

24. Elliott WJ, Meyer PM. Incident diabetes in clinical trials of antihypertensive drugs: a network metanalysis. *Lancet* 2007;369:201-7.
25. Konwar M, Paul Pk, Das S Prescribing Pattern of Antihypertensive Drugs In Essential Hypertension In Medicine Out Patients Department In A Tertiary Care Hospital *Asian J Pharm Clin Res*, 2014; 72: 142-4.
26. Sivakumar A, Venkateswaramurthy N, Sambathkumar R. Study of drug prescription pattern of anti-hypertensives in a tertiary care hospital. *Der Pharmacia Lettre*, 2014; 6 4:86-8.
27. Pavani V, Cidda M, Krishna TR, Parmar MY, Nalini M. Study of Prescribing Patterns Of Antihypertensive Drugs. *IJPBS* 2012; 2(2):317-27.
28. Etuk E, Isezuo Sa, Chika A, Akuche J, Ali M. Prescription Pattern Of Anti-Hypertensive Drugs In A Tertiary Health Institution In Nigeria *Annals Of African Medicine* 2008; 73:128 – 32.
29. Solanki KC, Mistry RA, Singh AP, Jadav SP, Patel NM, Trivedi HR. Drug utilization study of anti-hypertensive drugs and their adverse effects in patients of a tertiary care hospital. *J Clin Exp Res* 2013;1:58-67.
30. Pai PG, Shenoy J, Sanji N. Prescribing patterns of antihypertensive drugs in a South Indian tertiary care hospital. *Drug Invention Today* 2011; 3:38-40.

Source of Support: Nil. **Conflict of Interest:** None Declared.

Copyright: © the author(s) and publisher. IJMRP is an official publication of Ibn Sina Academy of Medieval Medicine & Sciences, registered in 2001 under Indian Trusts Act, 1882. This is an open access article distributed under the terms of the Creative Commons Attribution Non-commercial License, which permits unrestricted non-commercial use, distribution, and reproduction in any medium, provided the original work is properly cited.

Cite this article as: Dhodi Dinesh K., Beldar Amit S. Comparative Assessment of The Pattern of Anti-Hypertensive Drugs Prescribed in Medicine and Cardiology Out-Patient Department OPD. *Int J Med Res Prof.* 2020 Sept; 6(5): 41-48.
DOI:10.21276/ijmrp.2020.6.5.009